

# **United Fishermen of Alaska**

## **2023 Seafood Industry Community Profiles**



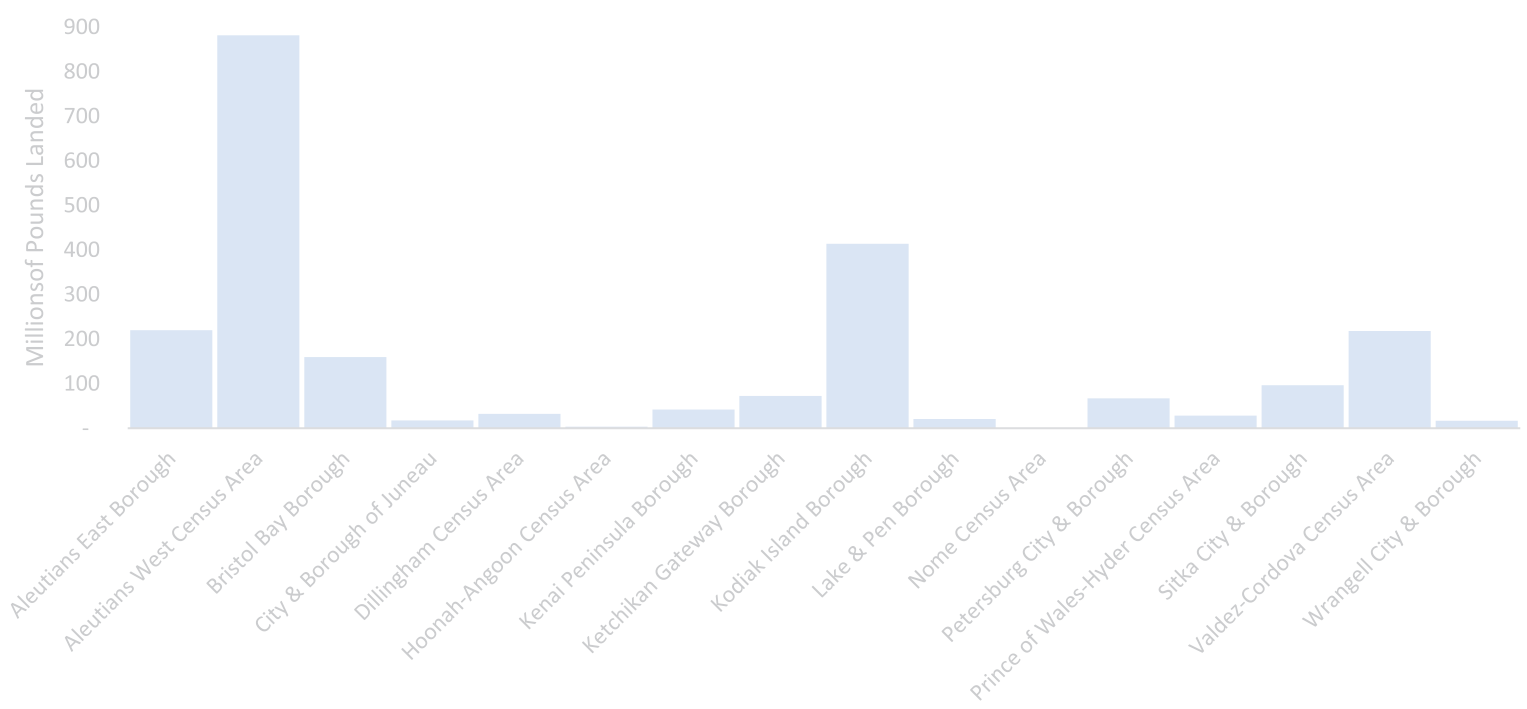
### **United Fishermen of Alaska**

PO Box 20229, Juneau AK 99802  
Ph: 907-586-2820 | e-mail: [ufa@ufafish.org](mailto:ufa@ufafish.org)



## TABLE OF CONTENTS

Description	Pg
Alaska-wide	1
UFA Mission & Position Statements	2
Aleutians East Borough	3
Aleutians West Census Area	4
Bristol Bay Borough	5
Chugach Census Area	6
Dillingham Census Area	7
Hoonah-Angoon Census Area	8
Juneau City and Borough	9
Kenai Peninsula Borough	10
Ketchikan Gateway Borough	11
Kodiak Island Borough	12
Lake and Peninsula Borough	13
Nome Census Area	14
Petersburg Borough	15
Prince of Wales-Hyder Census Area	16
Sitka City and Borough	17
Wrangell City & Borough	18
C FEC Permit Holders by Region	19



# State of Alaska

## 2023 Seafood Industry Profile

### Federal Delegation

#### U.S. Senators

Senator Lisa Murkowski  
Senator Dan Sullivan

#### U.S. Representative

Congressman Nick Begich



### United Fishermen of Alaska

PO Box 20229, Juneau AK 99802  
Ph: 907-586-2820 | e-mail: ufa@ufafish.org



**Alaska is home to 9 of top 20 ports for volume and 8 for value in U.S. commercial landings<sup>1</sup>**

#### Population Facts

**736,812** Alaska population in 2023<sup>2</sup>  
**6,492** AK permits grossed **\$405M<sup>3</sup>** ex-vessel revenue  
**7,849** vessels homeported in Alaska<sup>4</sup>  
**5,721** Alaska-owned vessels homeported in Alaska<sup>4</sup>  
**24,700** processing workers<sup>5</sup>

#### Fisheries Tax Revenue 2023

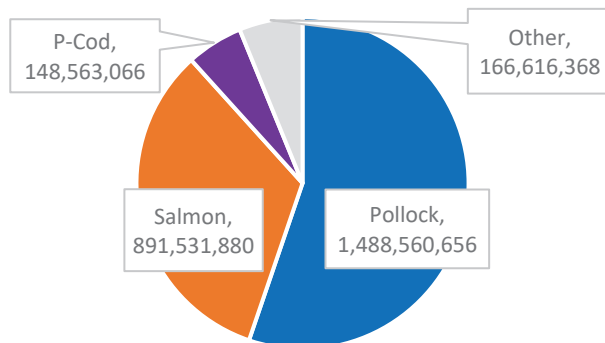
**\$25,879,963** Fisheries Business Tax shared locally<sup>8</sup>  
**\$6,965,472** Fisheries Resource Landing Tax shared<sup>8</sup>  
**\$25,640,558** Local Raw Fish Tax revenue<sup>9</sup>

#### Economic Facts

**\$1.2 Billion** ex-vessel value landed in 2023<sup>6</sup>  
**2.69 Billion** pounds of fish landed in 2023<sup>6</sup>  
**\$629M** seafood processing wages in 2023<sup>5</sup>  
**\$174.4M** Alaska resident processing wages in 2023<sup>5</sup>  
**132** land-based processors in 2024<sup>7</sup>  
**91** Catcher/Processors and Floating Processors  
**689** Direct Marketer and Catcher/Seller vessels  
**\$4.3 Billion** First Wholesale Value in 2023  
**\$2.36 Billion** First Wholesale Pounds in 2023

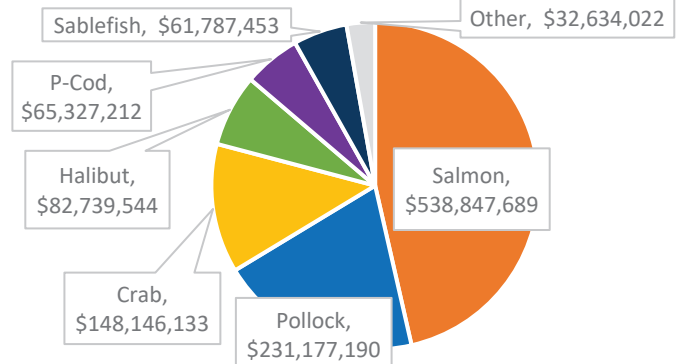
***Virtually every business in fishing communities benefits from commercial fishing dollars***

#### 2023 Volume Landed (Lbs)<sup>6</sup>



"Other" includes: Rockfish, Herring, Crab, Sablefish, Flatfish, Halibut, All Else, Atka mackerel, Geoduck, Sea Cucumber, Shrimp

#### 2023 Exvessel Value (US Dollars)<sup>6</sup>



"Other" includes: Geoduck, Sea Cucumber, Herring, Rockfish, Flatfish, All Else, Shrimp, Atka mackerel

*Most Alaskan commercial fishing operations are small, family-owned & operated businesses.  
Every fishing boat and processing plant represents investment, employment, and income in the community.*

***We appreciate your support for our businesses, communities, and families!***

<sup>1</sup> Source National Marine Fisheries Service *Fisheries of U.S.* 2022 at <https://www.fisheries.noaa.gov/foss> - Dutch Harbor continues as #1 port for volume

<sup>2</sup> Source Alaska Department of Labor and Workforce Development: [Alaska Population Estimates](https://www.adfg.alaska.gov/index.cfm?adfg=fishlicense.coar)

<sup>3</sup> Source Alaska Commercial Fishery Entry Commission (CFEC) 2023 data: [https://www.cfec.state.ak.us/gpbycen/mnu\\_down.htm](https://www.cfec.state.ak.us/gpbycen/mnu_down.htm)

<sup>4</sup> Source CFEC 2023 database: <https://www.cfec.state.ak.us/plook/#downloads>

<sup>5</sup> Source AK Department of Labor at: <https://live.laborstats.alaska.gov/seafood-processing/workforce-by-borough-or-census-area>

<sup>6</sup> Source Alaska Department of Fish and Game 2023 *Statewide COAR Buying by Species* at <https://www.adfg.alaska.gov/index.cfm?adfg=fishlicense.coar>

<sup>7</sup> Source Alaska Department of Fish and Game processor license data: <https://www.adfg.alaska.gov/index.cfm?adfg=fishlicense.holders>

<sup>8</sup> Source Alaska Department of Revenue 2023 Shared Taxes report at Table 2: <https://tax.alaska.gov/programs/documentviewer/viewer.aspx?1791r>

<sup>9</sup> Source Alaska Taxable 2023, at <https://www.commerce.alaska.gov/dcra/admin/Taxable>



# UNITED FISHERMEN OF ALASKA

**Mailing Address:** P.O. Box 20229, Juneau AK 99802-0229

**Phone:** (907) 586-2820

**E-mail:** [ufa@ufa-fish.org](mailto:ufa@ufa-fish.org) **Website:** [www.ufa-fish.org](http://www.ufa-fish.org)

## UFA'S MISSION

To promote and protect the common interest of Alaska's commercial fishing industry,  
as a vital component of Alaska's social and economic well-being.

*To ensure healthy and sustainable management of fisheries*

## UFA STRONGLY SUPPORTS

State management of salmon fisheries

Mixed stock management

Escapement goal management (Biological  
Escapement Goals)

Use of Commissioner's EO authority on an active  
basis for the local management of a fishery

Local management that is adaptive and  
abundance based

## POLICY STATEMENTS

Promote positive relations between industry sectors.

Support all commercial gear types and remain neutral on allocative issues between commercial gear groups.

Protect industry from attacks through initiatives, legislation, etc.

Promote industry safety.

Promote healthy fishery resources by supporting research and habitat protection.

Support adequate funding for fishery research, management and enforcement.

Oppose fish farming.

Support development of new fisheries.

Educate industry, government and the public.

Support efforts to increase consumption of Alaska seafood.

Promote quality standards – harvester to consumer.

Protect consumer access to seafood by maintaining a stable supply of product to processors.

# Aleutians East Borough

## 2023 Seafood Industry Community Profile

### Communities in Borough

Akutan                      King Cove  
Cold Bay                    Nelson Lagoon  
False Pass                 Sand Point



### United Fishermen of Alaska

PO Box 20229, Juneau AK 99802  
Ph: 907-586-2820 | e-mail: ufa@ufafish.org



House District 37    Senate District S

## Aleutian Islands (Other) - #3 U.S. port for volume, #5 for value of commercial landings in 2022<sup>1</sup>

### Population Facts

**3,585** area population in 2023<sup>2</sup>  
**240** local permits grossed **\$19.2M**<sup>3</sup> ex-vessel revenue  
**287** vessels homeported in area<sup>4</sup>  
**196** locally owned homeported vessels<sup>4</sup>  
**2,801** processing workers<sup>5</sup>

### Economic Facts

**\$93M** ex-vessel value landed in 2023<sup>6</sup>  
**219.8M** pounds of fish landed in 2023<sup>6</sup>  
**\$103M** seafood processing wages in 2023<sup>5</sup>  
**\$21.1M** Alaska resident processing wages in 2023<sup>5</sup>  
**6** processing facilities in 2024<sup>7</sup>

### Tax Revenue 2023 2980922

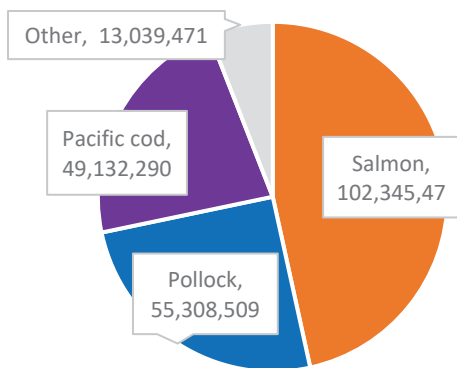
**\$5,267,329** Shared Fisheries Business Tax<sup>8</sup>  
**\$16,059** Shared Fisheries Resource Landing Tax<sup>8</sup>  
**\$4,824,614** Borough Raw Fish Tax revenue<sup>9</sup>

### Supporting Services & Businesses

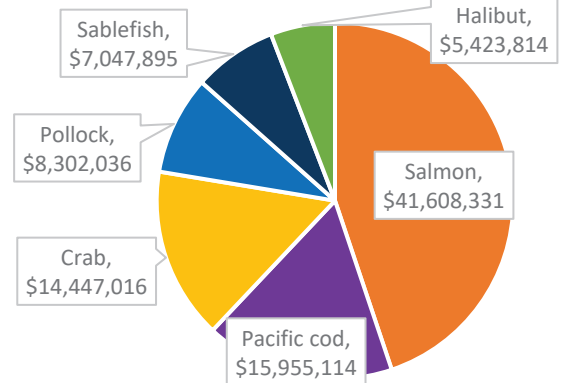
Welding                      Hydraulics                      Restaurants  
Groceries                    Electricians                    Hotels  
Fuel Docks                   Medical Care

## Virtually every business in the community benefits from commercial fishing dollars

### 2023 Volume Landed (Lbs)<sup>6</sup>



### 2023 Exvessel Value (US Dollars)<sup>6</sup>



"Other" includes: Crab, Sablefish, Halibut, Rockfish, All Else

*Most Alaskan commercial fishing operations are small, family-owned & operated businesses.  
Every fishing boat and processing plant represents investment, employment, and income in the community.*

***We appreciate your support for our businesses, communities, and families!***

<sup>1</sup> Source National Marine Fisheries Service Fisheries of U.S. 2022 at <https://www.fisheries.noaa.gov/foss>

<sup>2</sup> Source Alaska Department of Labor and Workforce Development: [Alaska Population Estimates](https://www.adfg.alaska.gov/index.cfm?adfg=fishlicense.holders)

<sup>3</sup> Source Alaska Commercial Fishery Entry Commission (CFEC) 2023 data: [https://www.cfec.state.ak.us/gpbycen/mnu\\_down.htm](https://www.cfec.state.ak.us/gpbycen/mnu_down.htm)

<sup>4</sup> Source CFEC 2023 database: <https://www.cfec.state.ak.us/plook/#downloads>

<sup>5</sup> Source AK Department of Labor at: <https://live.laborstats.alaska.gov/seafood-processing/workforce-by-borough-or-census-area>

<sup>6</sup> Source Alaska Department of Fish and Game 2023 Exvessel Value by Area and Species, report requested by UFA

<sup>7</sup> Source Alaska Department of Fish and Game processor license data: <https://www.adfg.alaska.gov/index.cfm?adfg=fishlicense.holders>

<sup>8</sup> Source Alaska Department of Revenue 2023 Shared Taxes report at Table 2: <https://tax.alaska.gov/programs/documentviewer/viewer.aspx?1791r>

<sup>9</sup> Source Alaska Taxable 2023, at <https://www.commerce.alaska.gov/dcra/admin/Taxable>

# Aleutians West Census Area

## 2023 Seafood Industry Community Profile

### Communities in Area

Adak Saint George  
Atka Saint Paul  
Dutch Harbor Unalaska



### United Fishermen of Alaska

PO Box 20229, Juneau AK 99802  
Ph: 907-586-2820 | e-mail: ufa@ufafish.org



House District 37 Senate District S

### Dutch Harbor - #1 U.S. port for volume and #4 for value of commercial landings in 2022<sup>1</sup>

#### Population Facts

**4,893** area population in 2023<sup>2</sup>  
**38** local permits grossed **\$13.1M**<sup>3</sup> ex-vessel revenue  
**52** vessels homeported in area<sup>4</sup>  
**26** locally owned vessels<sup>4</sup>  
**2,992** processing workers<sup>5</sup>

#### Economic Facts

**\$271M** ex-vessel value landed in 2023<sup>6</sup>  
**881M** pounds of fish landed in 2023<sup>6</sup>  
**\$107M** seafood processing wages in 2023<sup>5</sup>  
**\$38.4M** Alaska resident processing wages in 2023<sup>5</sup>  
**13** processing facilities in 2024<sup>7</sup>

#### Tax Revenue 2023

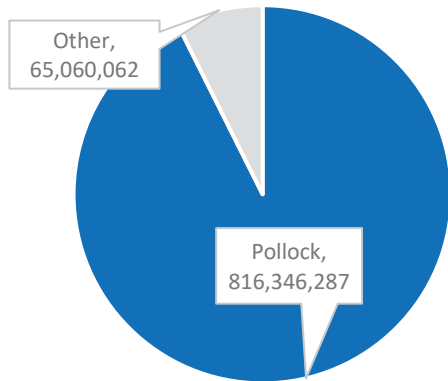
**\$4,123,116** State Fisheries Business Tax<sup>8</sup>  
**\$6,826,203** State Fisheries Resource Landing Tax<sup>8</sup>  
**\$4,180,814** Unalaska Raw Seafood Tax<sup>9</sup>

#### Supporting Services & Businesses

Welding Hydraulics Restaurants  
Groceries Electricians Hotels  
Fuel Docks Medical Care

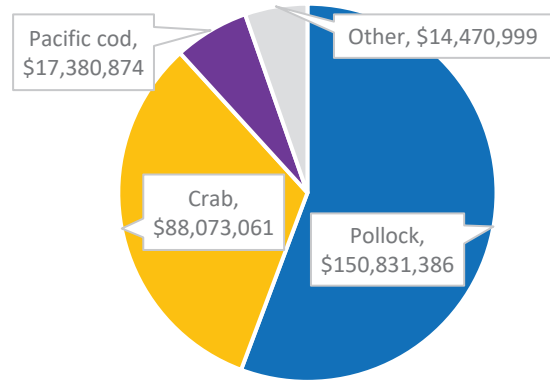
*Virtually every business in the community benefits from commercial fishing dollars*

#### 2023 Ex-vessel Landing Volume (Lbs)<sup>6</sup>



"Other" includes: Pacific cod, Crab, Sablefish, Halibut, Rockfish, All Else

#### 2023 Fish Landing Value (US Dollars)<sup>6</sup>



"Other" Includes: Halibut, Sablefish, Rockfish, All Else

*Most Alaskan commercial fishing operations are small, family-owned & operated businesses.  
Every fishing boat and processing plant represents investment, employment, and income in the community.*

***We appreciate your support for our businesses, communities, and families!***

<sup>1</sup> Source National Marine Fisheries Service *Fisheries of U.S.* 2022 at <https://www.fisheries.noaa.gov/foss>

<sup>2</sup> Source Alaska Department of Labor and Workforce Development: [Alaska Population Estimates](https://www.adfg.alaska.gov/index.cfm?adfg=fishlicense.holders)

<sup>3</sup> Source Alaska Commercial Fishery Entry Commission (CFEC) 2023 data: [https://www.cfec.state.ak.us/gpbycen/mnu\\_down.htm](https://www.cfec.state.ak.us/gpbycen/mnu_down.htm)

<sup>4</sup> Source CFEC 2023 database: <https://www.cfec.state.ak.us/plook/#downloads>

<sup>5</sup> Source AK Department of Labor at: <https://live.laborstats.alaska.gov/seafood-processing/workforce-by-borough-or-census-area>

<sup>6</sup> Source Alaska Department of Fish and Game 2023 UFA Landings Report

<sup>7</sup> Source Alaska Department of Fish and Game processor license data: <https://www.adfg.alaska.gov/index.cfm?adfg=fishlicense.holders>

<sup>8</sup> Source Alaska Department of Revenue 2023 Shared Taxes report at Table 2: <https://tax.alaska.gov/programs/documentviewer/viewer.aspx?1791r>

<sup>9</sup> Source Unalaska Budget at 21: [https://www.ci.unalaska.ak.us/sites/default/files/fileattachments/Finance/page/10311/fy25\\_operating\\_and\\_capital\\_budget.pdf](https://www.ci.unalaska.ak.us/sites/default/files/fileattachments/Finance/page/10311/fy25_operating_and_capital_budget.pdf)



# Bristol Bay Borough

## 2023 Seafood Industry Community Profile

### Communities in Borough

King Salmon  
Naknek  
South Naknek



### United Fishermen of Alaska

PO Box 20229, Juneau AK 99802  
Ph: 907-586-2820 | e-mail: ufa@ufafish.org



House District 37 Senate District S

**Naknek ranked #7 U.S. port for volume, #2 for value of commercial landings in 2022<sup>1</sup>**

#### Population Facts

**809** area population in 2023<sup>2</sup>  
**98** local permits grossed **\$4.8M**<sup>3</sup> ex-vessel revenue  
**332** vessels homeported in area<sup>4</sup>  
**57** locally owned homeported vessels<sup>4</sup>  
**3,805** processing workers<sup>5</sup>

#### Economic Facts

**\$126.5M** ex-vessel value landed in 2023<sup>6</sup>  
**160M** pounds of fish landed in 2023<sup>6</sup>  
**\$49.9M** seafood processing wages in 2023<sup>5</sup>  
**\$3.8M** Alaska resident processing wages in 2023<sup>5</sup>  
**12** processing facilities in 2024<sup>7</sup>

#### Tax Revenue 2023

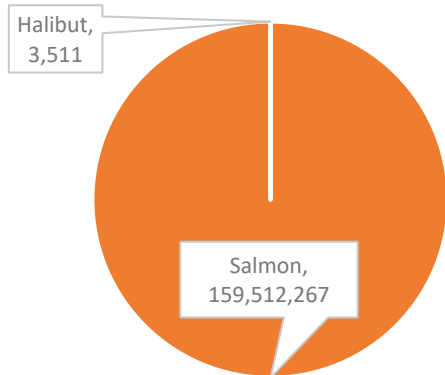
**\$4,866,858** Shared Fisheries Business Tax<sup>8</sup>  
**\$2,950,650** Borough Raw Fish Tax revenue<sup>9</sup>

#### Supporting Services & Businesses

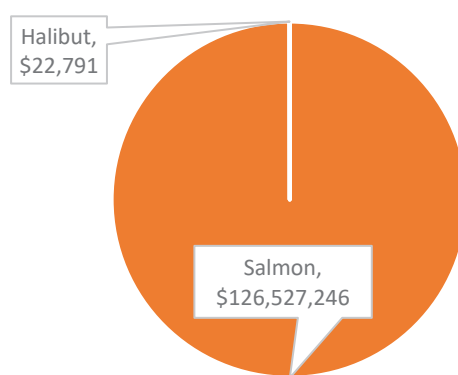
Welding	Hydraulics	Restaurants
Groceries	Electricians	Hotels
Fuel Docks	Medical Care	

***Virtually every business in the community benefits from commercial fishing dollars***

#### 2023 Volume Landed (Lbs)<sup>6</sup>



#### 2023 Exvessel Value (US Dollars)<sup>6</sup>



*Most Alaskan commercial fishing operations are small, family-owned & operated businesses. Every fishing boat and processing plant represents investment, employment, and income in the community.*

***We appreciate your support for our businesses, communities, and families!***

<sup>1</sup> Source National Marine Fisheries Service *Fisheries of U.S.* 2022 at <https://www.fisheries.noaa.gov/foss>

<sup>2</sup> Source Alaska Department of Labor and Workforce Development: [Alaska Population Estimates](https://www.adfg.alaska.gov/index.cfm?adfg=fishlicense.holders)

<sup>3</sup> Source Alaska Commercial Fishery Entry Commission (CFEC) 2023 data: [https://www.cfec.state.ak.us/gpbycen/mnu\\_down.htm](https://www.cfec.state.ak.us/gpbycen/mnu_down.htm)

<sup>4</sup> Source CFEC 2023 database: <https://www.cfec.state.ak.us/plook/#downloads>

<sup>5</sup> Source AK Department of Labor at: <https://live.laborstats.alaska.gov/seafood-processing/workforce-by-borough-or-census-area>

<sup>6</sup> Source Alaska Department of Fish and Game 2023 Exvessel Value by Area and Species, report requested by UFA

<sup>7</sup> Source Alaska Department of Fish and Game processor license data: <https://www.adfg.alaska.gov/index.cfm?adfg=fishlicense.holders>

<sup>8</sup> Source Alaska Department of Revenue 2023 Shared Taxes report at Table 2: <https://tax.alaska.gov/programs/documentviewer/viewer.aspx?1791r>

<sup>9</sup> Source Alaska Taxable 2023, at <https://www.commerce.alaska.gov/dcra/admin/Taxable>

# Chugach Census Area

## 2023 Seafood Industry Community Profile

### Communities in Area

Chenega Valdez  
Cordova Whittier  
Tatitlek



### United Fishermen of Alaska

PO Box 20229, Juneau AK 99802  
Ph: 907-586-2820 | e-mail: ufa@ufafish.org



House District 5/9/29 Senate District C/E/O

**Cordova ranked #16 U.S. port for volume and #11 for value of 2022 commercial landings<sup>1</sup>**

#### Population Facts

**6,868** area population in 2023<sup>2</sup>  
**425** local permits grossed **\$32.9M**<sup>3</sup> ex-vessel revenue  
**722** vessels homeported in area<sup>4</sup>  
**423** locally owned homeported vessels<sup>4</sup>  
**2,139** processing workers<sup>5</sup>

#### Economic Facts

**\$86.5M** ex-vessel value landed in 2023<sup>6</sup>  
**218M** pounds of fish landed in 2023<sup>6</sup>  
**\$41.5M** seafood processing wages in 2023<sup>5</sup>  
**\$7.2M** Alaska resident processing wages in 2023<sup>5</sup>  
**11** processing facilities in 2024<sup>7</sup>

#### Tax Revenue 2023

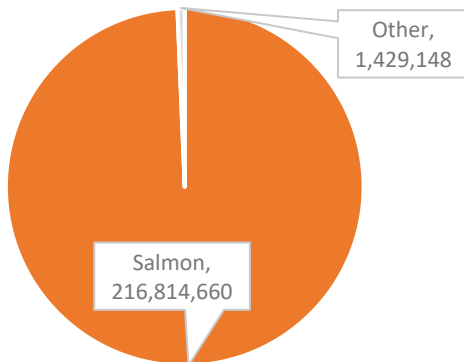
**\$2,015,783** Shared Fisheries Business Tax<sup>8</sup>

#### Supporting Services & Businesses

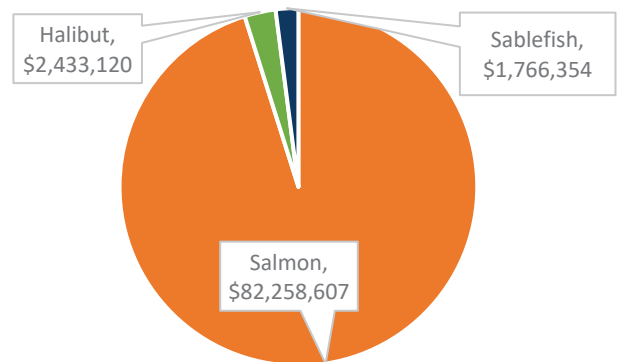
Welding      Hydraulics      Restaurants  
Groceries      Electricians      Hotels  
Fuel Docks      Medical Care

***Virtually every business in the community benefits from commercial fishing dollars***

#### 2023 Volume Landed (Lbs)<sup>6</sup>



#### 2023 Exvessel Value (US Dollars)<sup>6</sup>



"Other" includes: Halibut, Sablefish

*Most Alaskan commercial fishing operations are small, family-owned & operated businesses.  
Every fishing boat and processing plant represents investment, employment, and income in the community.*

***We appreciate your support for our businesses, communities, and families!***

<sup>1</sup> Source National Marine Fisheries Service Fisheries of U.S. 2022 at <https://www.fisheries.noaa.gov/foss>

<sup>2</sup> Source Alaska Department of Labor and Workforce Development: [Alaska Population Estimates](https://www.adfg.alaska.gov/index.cfm?adfg=fishlicense.holders)

<sup>3</sup> Source Alaska Commercial Fishery Entry Commission (CFEC) 2023 data: [https://www.cfec.state.ak.us/gpbycen/mnu\\_down.htm](https://www.cfec.state.ak.us/gpbycen/mnu_down.htm)

<sup>4</sup> Source CFEC 2023 database: <https://www.cfec.state.ak.us/plook/#downloads>

<sup>5</sup> Source AK Department of Labor at: <https://live.laborstats.alaska.gov/seafood-processing/workforce-by-borough-or-census-area>

<sup>6</sup> Source Alaska Department of Fish and Game 2023 Exvessel Value by Area and Species, report requested by UFA

<sup>7</sup> Source Alaska Department of Fish and Game processor license data: <https://www.adfg.alaska.gov/index.cfm?adfg=fishlicense.holders>

<sup>8</sup> Source Alaska Department of Revenue 2023 Shared Taxes report at Table 2: <https://tax.alaska.gov/programs/documentviewer/viewer.aspx?1791r>



# Dillingham Census Area

## 2023 Seafood Industry Community Profile

### Communities in Area

Aleknagik      Koliganek  
 Clarks Point      Manokotat  
 Dillingham      New Stuyahok  
 Ekwok      Togiak  
 Twin Hills

House District 37      Senate District S



### United Fishermen of Alaska

PO Box 20229, Juneau AK 99802  
 Ph: 907-586-2820 | e-mail: ufa@ufafish.org



### Population Facts

**4,565** area population in 2023<sup>1</sup>  
**328** local permits grossed **\$12.4M**<sup>2</sup> ex-vessel revenue  
**315** vessels homeported in area<sup>3</sup>  
**197** locally owned homeported vessels<sup>3</sup>  
**1,317** processing workers<sup>4</sup>

### Economic Facts

**\$23.7M** ex-vessel value landed in 2023<sup>5</sup>  
**32M** pounds of fish landed in 2023<sup>5</sup>  
**\$16.5M** seafood processing wages in 2023<sup>4</sup>  
**\$1.5M** Alaska resident processing wages in 2023<sup>4</sup>  
**7** processing facilities in 2024<sup>6</sup>

### Tax Revenue 2023

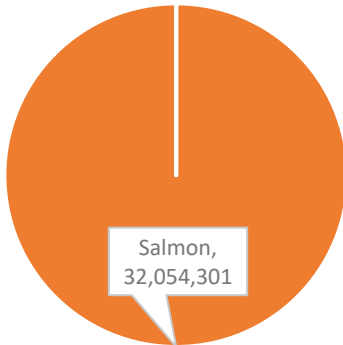
**\$604,454** Shared Fisheries Business Tax<sup>7</sup>

### Supporting Services & Businesses

Welding      Hydraulics      Restaurants  
 Groceries      Electricians      Hotels  
 Fuel Docks      Medical Care

*Virtually every business in the community benefits from commercial fishing dollars*

### 2023 Volume Landed (Lbs)<sup>5</sup>



### 2023 Exvessel Value (US Dollars)<sup>5</sup>



*Most Alaskan commercial fishing operations are small, family-owned & operated businesses.  
 Every fishing boat and processing plant represents investment, employment, and income in the community.*

***We appreciate your support for our businesses, communities, and families!***

<sup>1</sup> Source Alaska Department of Labor and Workforce Development: [Alaska Population Estimates](https://www.alaska.gov/labor/)

<sup>2</sup> Source Alaska Commercial Fishery Entry Commission (CFEC) 2023 data: [https://www.cfec.state.ak.us/gpbycen/mnu\\_down.htm](https://www.cfec.state.ak.us/gpbycen/mnu_down.htm)

<sup>3</sup> Source CFEC 2023 database: <https://www.cfec.state.ak.us/plook/#downloads>

<sup>4</sup> Source AK Department of Labor at: <https://live.laborstats.alaska.gov/seafood-processing/workforce-by-borough-or-census-area>

<sup>5</sup> Source Alaska Department of Fish and Game 2023 Exvessel Value by Area and Species, report requested by UFA

<sup>6</sup> Source Alaska Department of Fish and Game processor license data: <https://www.adfg.alaska.gov/index.cfm?adfg=fishlicense.holders>

<sup>7</sup> Source Alaska Department of Revenue 2023 Shared Taxes report at Table 2: <https://tax.alaska.gov/programs/documentviewer/viewer.aspx?1791r>

# Hoonah-Angoon Census Area

## 2023 Seafood Industry Community Profile

### Communities in Area

Angoon      Hoonah      Tenakee Springs  
Elfin Cove   Klukwan  
Gustavus    Pelican



### United Fishermen of Alaska

PO Box 20229, Juneau AK 99802  
Ph: 907-586-2820 | e-mail: ufa@ufafish.org



House District 3    Senate District B

### Population Facts

**2,298** area population in 2023<sup>1</sup>  
**117** local permits grossed **\$3.6M**<sup>2</sup> ex-vessel revenue  
**143** vessels homeported in area<sup>3</sup>  
**101** locally owned homeported vessels<sup>3</sup>  
**91** processing workers<sup>4</sup>

### Economic Facts

**\$7.9M** ex-vessel value landed in 2023<sup>5</sup>  
**3.6M** pounds of fish landed in 2023<sup>5</sup>  
**\$1.7M** seafood processing wages in 2023<sup>4</sup>  
**\$473K** Alaska resident processing wages in 2023<sup>4</sup>  
**7** processing facilities in 2024<sup>6</sup>

### Tax Revenue 2023

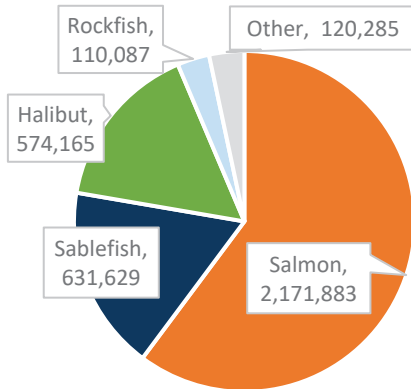
**\$118,494** Shared Fisheries Business Tax<sup>7</sup>

### Supporting Services & Businesses

Welding                      Hydraulics              Restaurants  
Groceries                   Electricians              Hotels  
Fuel Docks                   Medical Care

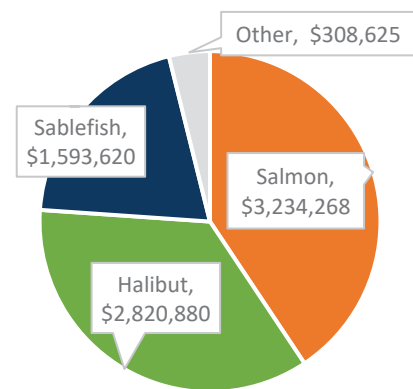
*Virtually every business in the community benefits from commercial fishing dollars*

### 2023 Volume Landed (Lbs)<sup>5</sup>



"Other" includes: Crab, Pacific cod, All Else

### 2023 Exvessel Value (US Dollars)<sup>5</sup>



"Other" includes: Rockfish, Crab, Pacific cod, All Else

*Most Alaskan commercial fishing operations are small, family-owned & operated businesses.  
Every fishing boat and processing plant represents investment, employment, and income in the community.*

***We appreciate your support for our businesses, communities, and families!***

<sup>1</sup> Source Alaska Department of Labor and Workforce Development: [Alaska Population Estimates](https://www.alaska.gov/labor/)

<sup>2</sup> Source Alaska Commercial Fishery Entry Commission (CFEC) 2023 data: [https://www.cfec.state.ak.us/gpbycen/mnu\\_down.htm](https://www.cfec.state.ak.us/gpbycen/mnu_down.htm)

<sup>3</sup> Source CFEC 2023 database: <https://www.cfec.state.ak.us/plook/#downloads>

<sup>4</sup> Source AK Department of Labor at: <https://live.laborstats.alaska.gov/seafood-processing/workforce-by-borough-or-census-area>

<sup>5</sup> Source Alaska Department of Fish and Game 2023 Exvessel Value by Area and Species, report requested by UFA

<sup>6</sup> Source Alaska Department of Fish and Game processor license data: <https://www.adfg.alaska.gov/index.cfm?adfg=fishlicense.holders>

<sup>7</sup> Source Alaska Department of Revenue 2023 Shared Taxes report at Table 2: <https://tax.alaska.gov/programs/documentviewer/viewer.aspx?1791r>

# City & Borough of Juneau

## 2023 Seafood Industry Community Profile

**Communities in Borough**  
Juneau



**United Fishermen of Alaska**

PO Box 20229, Juneau AK 99802  
Ph: 907-586-2820 | e-mail: ufa@ufafish.org



**House District 3, 4    Senate District B**

### Juneau is Alaska's capitol city as well as an active commercial fishing port

#### Population Facts

**31,549** area population in 2023<sup>1</sup>  
**287** local permits grossed **\$16.2M**<sup>2</sup> ex-vessel revenue  
**482** vessels homeported in area<sup>3</sup>  
**275** locally owned homeported vessels<sup>3</sup>  
**437** processing workers<sup>4</sup>

#### Economic Facts

**\$27M** ex-vessel value landed in 2023<sup>5</sup>  
**17.6M** pounds of fish landed in 2023  
**\$10.4M** seafood processing wages in 2023<sup>4</sup>  
**\$4.9M** Alaska resident processing wages in 2023<sup>4</sup>  
**5** processing facilities in 2024<sup>6</sup>

#### Tax Revenue 2023

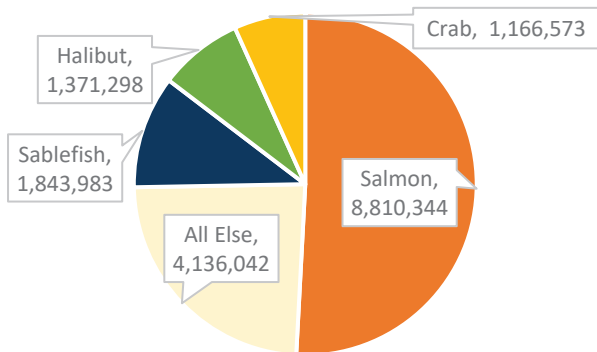
**\$463,035** Shared Fisheries Business Tax<sup>7</sup>

#### Supporting Services & Businesses

Welding	Hydraulics	Restaurants
Groceries	Electricians	Hotels
Fuel Docks	Medical Care	

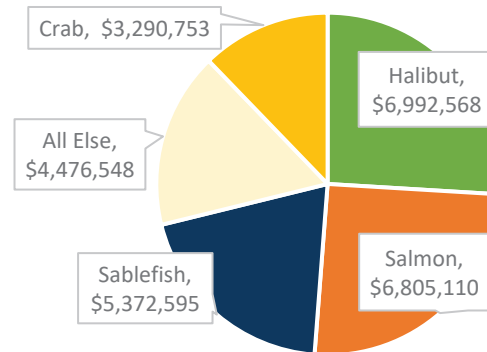
### Virtually every business in the community benefits from commercial fishing dollars

#### 2023 Volume Landed (Lbs)<sup>5</sup>



"All Else" includes: Geoduck, Sea Cucumber

#### 2023 Exvessel Value (US Dollars)<sup>5</sup>



"All Else" includes: Geoduck, Sea Cucumber

*Most Alaskan commercial fishing operations are small, family-owned & operated businesses.  
Every fishing boat and processing plant represents investment, employment, and income in the community.*

***We appreciate your support for our businesses, communities, and families!***

<sup>1</sup> Source Alaska Department of Labor and Workforce Development: [Alaska Population Estimates](https://www.adlwd.org/Alaska-Population-Estimates)

<sup>2</sup> Source Alaska Commercial Fishery Entry Commission (CFEC) 2023 data: [https://www.cfec.state.ak.us/gpbycen/mnu\\_down.htm](https://www.cfec.state.ak.us/gpbycen/mnu_down.htm)

<sup>3</sup> Source CFEC 2023 database: <https://www.cfec.state.ak.us/plook/#downloads>

<sup>4</sup> Source AK Department of Labor at: <https://live.laborstats.alaska.gov/seafood-processing/workforce-by-borough-or-census-area>

<sup>5</sup> Source Alaska Department of Fish and Game 2023 Exvessel Value by Area and Species, report requested by UFA

<sup>6</sup> Source Alaska Department of Fish and Game processor license data: <https://www.adfg.alaska.gov/index.cfm?adfg=fishlicense.holders>

<sup>7</sup> Source Alaska Department of Revenue 2023 Shared Taxes report at Table 2: <https://tax.alaska.gov/programs/documentviewer/viewer.aspx?1791r>

# Kenai Peninsula Borough

## 2023 Seafood Industry Community Profile

### Communities in Borough

Anchor Point	Kachemak	Ninilchik
Clam Gulch	Kasilof	Port Graham
Cohoe	Kenai	Seldovia
Cooper Landing	Moose Pass	Seward
Fritz Creek	Nanwalek	Soldotna
Halibut Cove	Nikiski	Sterling
Homer	Nikolaevsk	Tyonek
Hope		



### United Fishermen of Alaska

PO Box 20229, Juneau AK 99802  
Ph: 907-586-2820 | e-mail: ufa@ufafish.org



House District 6, 7 Senate District C, D

### Population Facts

**60,898** area population in 2023<sup>1</sup>  
**1,217** local permits grossed **\$99M**<sup>2</sup> ex-vessel revenue  
**1,056** vessels homeported in area<sup>3</sup>  
**774** locally owned homeported vessels<sup>3</sup>  
**1,251** processing workers<sup>4</sup>

### Economic Facts

**\$60.3M** ex-vessel value landed in 2023<sup>5</sup>  
**41.9M** pounds of fish landed in 2023<sup>5</sup>  
**\$22.3M** seafood processing wages in 2023<sup>4</sup>  
**\$8.9M** Alaska resident processing wages in 2023<sup>4</sup>  
**28** processing facilities in 2024<sup>6</sup>

### Tax Revenue 2023

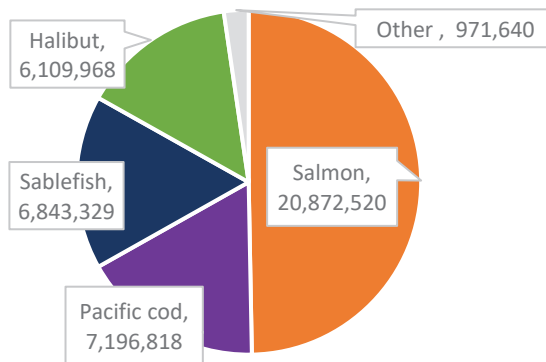
**\$61,132,414** Shared Fisheries Business Tax<sup>7</sup>  
**\$6,906** Shared Fisheries Resource Landing Tax<sup>7</sup>

### Supporting Services & Businesses

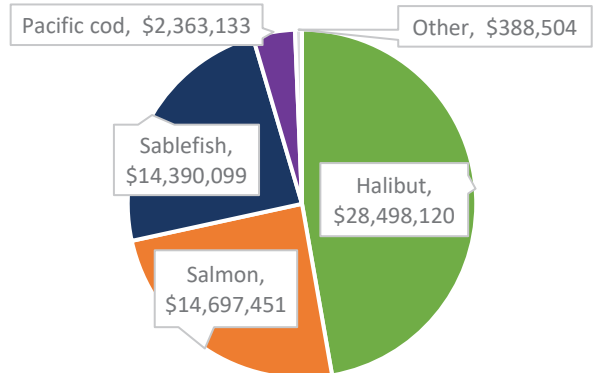
Welding                      Hydraulics                      Restaurants  
Groceries                      Electricians                      Hotels  
Fuel Docks                      Medical Care

*Virtually every business in the community benefits from commercial fishing dollars*

### 2023 Volume Landed (Lbs)<sup>5</sup>



### 2023 Exvessel Value (US Dollars)<sup>5</sup>



"Other" includes: Rockfish, Crab, Pollock, All Else

*Most Alaskan commercial fishing operations are small, family-owned & operated businesses.  
Every fishing boat and processing plant represents investment, employment, and income in the community.*

***We appreciate your support for our businesses, communities, and families!***

<sup>1</sup> Source Alaska Department of Labor and Workforce Development: [Alaska Population Estimates](https://www.adfg.alaska.gov/index.cfm?adfg=fishlicense.holders)

<sup>2</sup> Source Alaska Commercial Fishery Entry Commission (CFEC) 2023 data: [https://www.cfec.state.ak.us/gpbycen/mnu\\_down.htm](https://www.cfec.state.ak.us/gpbycen/mnu_down.htm)

<sup>3</sup> Source CFEC 2023 database: <https://www.cfec.state.ak.us/plook/#downloads>

<sup>4</sup> Source AK Department of Labor at: <https://live.laborstats.alaska.gov/seafood-processing/workforce-by-borough-or-census-area>

<sup>5</sup> Source Alaska Department of Fish and Game 2023 Exvessel Value by Area and Species, report requested by UFA

<sup>6</sup> Source Alaska Department of Fish and Game processor license data: <https://www.adfg.alaska.gov/index.cfm?adfg=fishlicense.holders>

<sup>7</sup> Source Alaska Department of Revenue 2023 Shared Taxes report at Table 2: <https://tax.alaska.gov/programs/documentviewer/viewer.aspx?1791r>

# Ketchikan Gateway Borough

## 2023 Seafood Industry Community Profile

### Communities in Borough

Ketchikan  
Saxman  
Ward Cove



### United Fishermen of Alaska

PO Box 20229, Juneau AK 99802  
Ph: 907-586-2820 | e-mail: ufa@ufafish.org



House District 1 Senate District A

### Ketchikan ranked #18 U.S. port for volume of 2022 commercial landings<sup>1</sup>

#### Population Facts

**13,475** area population in 2023<sup>2</sup>  
**282** local permits grossed **\$22.3M**<sup>3</sup> ex-vessel revenue  
**312** vessels homeported in area<sup>4</sup>  
**214** locally owned homeported vessels<sup>4</sup>  
**582** processing workers<sup>5</sup>

#### Economic Facts

**\$42M** ex-vessel value landed in 2023<sup>6</sup>  
**72.5M** pounds of fish landed in 2023<sup>6</sup>  
**\$15.7M** seafood processing wages in 2023<sup>5</sup>  
**\$6.4M** Alaska resident processing wages in 2023<sup>5</sup>  
**7** processing facilities in 2024<sup>7</sup>

#### Tax Revenue 2023

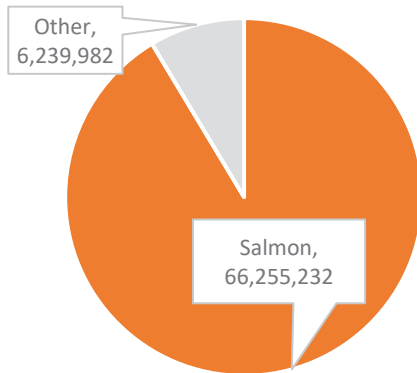
**\$832,693** Shared Fisheries Business Tax<sup>8</sup>  
**\$563,050** Borough Raw Fish Tax revenue<sup>9</sup>

#### Supporting Services & Businesses

Welding                      Hydraulics                      Restaurants  
Groceries                      Electricians                      Hotels  
Fuel Docks                      Medical Care

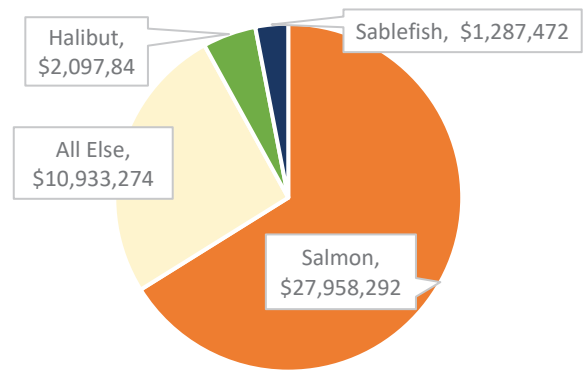
### Virtually every business in the community benefits from commercial fishing dollars

#### 2023 Volume Landed (Lbs)<sup>6</sup>



"Other" includes: Geoduck, Sea Cucumber, Sablefish, Halibut, Rockfish, Crab

#### 2023 Exvessel Value (US Dollars)<sup>6</sup>



"All Else" includes: Geoduck, Sea Cucumber

*Most Alaskan commercial fishing operations are small, family-owned & operated businesses.  
Every fishing boat and processing plant represents investment, employment, and income in the community.*

***We appreciate your support for our businesses, communities, and families!***

<sup>1</sup> Source National Marine Fisheries Service *Fisheries of U.S.* 2022 at <https://www.fisheries.noaa.gov/foss>

<sup>2</sup> Source Alaska Department of Labor and Workforce Development: [Alaska Population Estimates](https://www.adfg.alaska.gov/index.cfm?adfg=fishlicense.holders)

<sup>3</sup> Source Alaska Commercial Fishery Entry Commission (CFEC) 2023 data: [https://www.cfec.state.ak.us/gpbycen/mnu\\_down.htm](https://www.cfec.state.ak.us/gpbycen/mnu_down.htm)

<sup>4</sup> Source CFEC 2023 database: <https://www.cfec.state.ak.us/plook/#downloads>

<sup>5</sup> Source AK Department of Labor at: <https://live.laborstats.alaska.gov/seafood-processing/workforce-by-borough-or-census-area>

<sup>6</sup> Source Alaska Department of Fish and Game 2023 Exvessel Value by Area and Species, report requested by UFA

<sup>7</sup> Source Alaska Department of Fish and Game processor license data: <https://www.adfg.alaska.gov/index.cfm?adfg=fishlicense.holders>

<sup>8</sup> Source Alaska Department of Revenue 2023 Shared Taxes report at Table 2: <https://tax.alaska.gov/programs/documentviewer/viewer.aspx?1791r>

<sup>9</sup> Source Alaska Taxable 2023, at <https://www.commerce.alaska.gov/dcra/admin/Taxable>



# Kodiak Island Borough

## 2023 Seafood Industry Community Profile

### Communities in Borough

Akhiok Kodiak Old Harbor  
Karluk Larsen Bay Ouzinkie  
Port Lions



### United Fishermen of Alaska

PO Box 20229, Juneau AK 99802  
Ph: 907-586-2820 | e-mail: ufa@ufafish.org



House District 5 Senate District C

## Kodiak ranked #6 U.S. port for volume, #6 for value of 2022 commercial landings<sup>1</sup>

### Population Facts

**12,721** area population in 2023<sup>2</sup>  
**554** local permits grossed **\$96.5M**<sup>3</sup> ex-vessel revenue  
**577** vessels homeported in area<sup>4</sup>  
**450** locally owned homeported vessels<sup>4</sup>  
**2,352** processing workers<sup>5</sup>

### Economic Facts

**\$109.6M** ex-vessel value landed in 2023<sup>6</sup>  
**413.7M** pounds of fish landed in 2023<sup>6</sup>  
**\$80.8M** seafood processing wages in 2023<sup>5</sup>  
**\$43.4M** Alaska resident processing wages in 2023<sup>5</sup>  
**11** processing facilities in 2024<sup>7</sup>

### Tax Revenue 2023

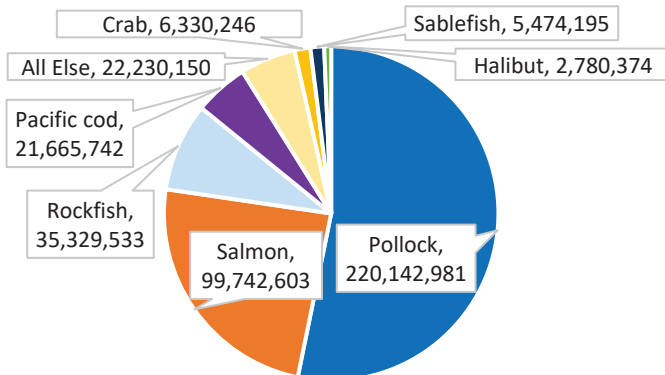
**\$2,583,061** Shared Fisheries Business Tax<sup>8</sup>  
**\$113,440** Shared Fisheries Resource Landing Tax<sup>8</sup>  
**\$1,554,470** Borough Severance Tax on fish revenue<sup>9</sup>

### Supporting Services & Businesses

Welding Hydraulics Restaurants  
Groceries Electricians Hotels  
Fuel Docks Medical Care

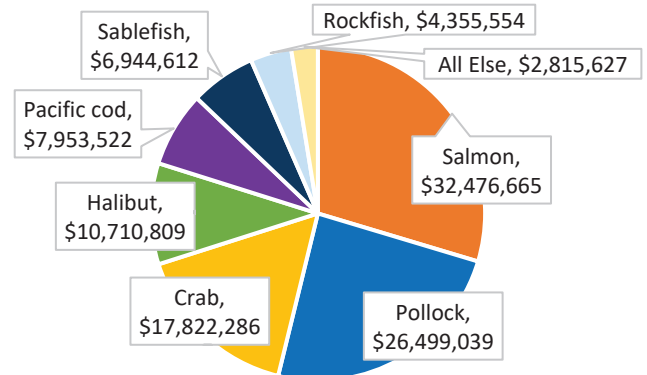
## Virtually every business in the community benefits from commercial fishing dollars

### 2023 Volume Landed (Lbs)<sup>6</sup>



"All Else" includes: Flatfish, Herring

### 2023 Exvessel Value (US Dollars)<sup>6</sup>



"All Else" includes: Flatfish, Herring

*Most Alaskan commercial fishing operations are small, family-owned & operated businesses.  
Every fishing boat and processing plant represents investment, employment, and income in the community.*

***We appreciate your support for our businesses, communities, and families!***

<sup>1</sup> Source National Marine Fisheries Service Fisheries of U.S. 2022 at <https://www.fisheries.noaa.gov/foss>

<sup>2</sup> Source Alaska Department of Labor and Workforce Development: [Alaska Population Estimates](https://www.adfg.alaska.gov/index.cfm?adfg=fishlicense.holders)

<sup>3</sup> Source Alaska Commercial Fishery Entry Commission (CFEC) 2023 data: [https://www.cfec.state.ak.us/gpbycen/mnu\\_down.htm](https://www.cfec.state.ak.us/gpbycen/mnu_down.htm)

<sup>4</sup> Source CFEC 2023 database: <https://www.cfec.state.ak.us/plook/#downloads>

<sup>5</sup> Source AK Department of Labor at: <https://live.laborstats.alaska.gov/seafood-processing/workforce-by-borough-or-census-area>

<sup>6</sup> Source Alaska Department of Fish and Game 2023 Exvessel Value by Area and Species, report requested by UFA

<sup>7</sup> Source Alaska Department of Fish and Game processor license data: <https://www.adfg.alaska.gov/index.cfm?adfg=fishlicense.holders>

<sup>8</sup> Source Alaska Department of Revenue 2023 Shared Taxes report at Table 2: <https://tax.alaska.gov/programs/documentviewer/viewer.aspx?1791r>

<sup>9</sup> Source Kodiak Island Borough FY2023 ACFR, Page 82, at <http://records.kodiakak.us/WebLink/DocView.aspx?id=157685&dbid=0&repo=KIB>



# Lake and Peninsula Borough

## 2023 Seafood Industry Community Profile

### Communities in Borough

Chignik	Illiamna	Pedro Bay
Chignik Lagoon	Kokhank	Perryville
Chignik Lake	Levelok	Pilot Point
Egegik	Newhalen	Port Alsworth
Igiugig	Nondalton	Port Heiden
		Ugashik



### United Fishermen of Alaska

PO Box 20229, Juneau AK 99802  
Ph: 907-586-2820 | e-mail: ufa@ufafish.org



House District 37 Senate District S

### Population Facts

**1,344** area population in 2023<sup>1</sup>  
**69** local permits grossed **\$5.7M**<sup>2</sup> ex-vessel revenue  
**201** vessels homeported in area<sup>3</sup>  
**67** locally owned homeported vessels<sup>3</sup>  
**579** processing workers<sup>4</sup>

### Economic Facts

**\$14.1M** ex-vessel value landed in 2023<sup>5</sup>  
**20.8M** pounds of fish landed in 2023<sup>5</sup>  
**\$8.7M** seafood processing wages in 2023<sup>4</sup>  
**\$451K** Alaska resident processing wages in 2023<sup>4</sup>  
**3** processing facilities in 2024<sup>6</sup>

### Tax Revenue 2023

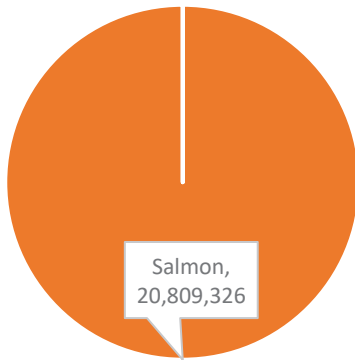
**\$599,023** Shared Fisheries Business Tax<sup>7</sup>  
**\$3,415,660** Local Municipality Fisheries Tax revenue<sup>8</sup>

### Supporting Services & Businesses

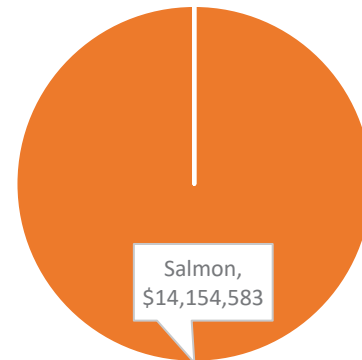
Welding	Hydraulics	Restaurants
Groceries	Electricians	Hotels
Fuel Docks	Medical Care	

*Virtually every business in the community benefits from commercial fishing dollars*

### 2023 Volume Landed (Lbs)<sup>5</sup>



### 2023 Exvessel Value (US Dollars)<sup>5</sup>



*Most Alaskan commercial fishing operations are small, family-owned & operated businesses.  
 Every fishing boat and processing plant represents investment, employment, and income in the community.*

***We appreciate your support for our businesses, communities, and families!***

<sup>1</sup> Source Alaska Department of Labor and Workforce Development: [Alaska Population Estimates](https://www.adfg.alaska.gov/index.cfm?adfg=fishlicense.holders)

<sup>2</sup> Source Alaska Commercial Fishery Entry Commission (CFEC) 2023 data: [https://www.cfec.state.ak.us/gpbycen/mnu\\_down.htm](https://www.cfec.state.ak.us/gpbycen/mnu_down.htm)

<sup>3</sup> Source CFEC 2023 database: <https://www.cfec.state.ak.us/plook/#downloads>

<sup>4</sup> Source AK Department of Labor at: <https://live.laborstats.alaska.gov/seafood-processing/workforce-by-borough-or-census-area>

<sup>5</sup> Source Alaska Department of Fish and Game 2023 Exvessel Value by Area and Species, report requested by UFA

<sup>6</sup> Source Alaska Department of Fish and Game processor license data: <https://www.adfg.alaska.gov/index.cfm?adfg=fishlicense.holders>

<sup>7</sup> Source Alaska Department of Revenue 2023 Shared Taxes report at Table 2: <https://tax.alaska.gov/programs/documentviewer/viewer.aspx?1791r>

<sup>8</sup> Source Alaska Taxable 2023, at <https://www.commerce.alaska.gov/dcra/admin/Taxable>

# Nome Census Area

## 2023 Seafood Industry Community Profile

### Communities in Area

Elim	Savoonga	Unalakleet
Golovin	Shaktoolik	White
Koyuk	Shishmaref	Mountain
Nome	Stebbins	
Saint Michael	Teller	



### United Fishermen of Alaska

PO Box 20229, Juneau AK 99802  
Ph: 907-586-2820 | e-mail: ufa@ufafish.org



House District 39 Senate District T

### Population Facts

**9,628** area population in 2023<sup>1</sup>  
**131** local permits grossed **\$3M**<sup>2</sup> ex-vessel revenue  
**85** vessels homeported in area<sup>3</sup>  
**75** locally owned homeported vessels<sup>3</sup>  
**263** processing workers<sup>4</sup>

### Economic Facts

**\$2.8M** ex-vessel value landed in 2023<sup>5</sup>  
**470K** pounds of fish landed in 2023<sup>5</sup>  
**\$5.7M** seafood processing wages in 2023<sup>4</sup>  
**\$5.4M** Alaska resident processing wages in 2023<sup>4</sup>  
**5** processing facilities in 2024<sup>6</sup>

### Tax Revenue 2023

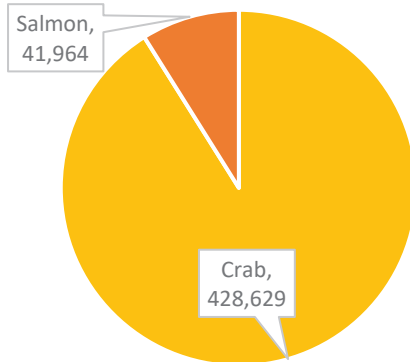
**\$29,630** Shared Fisheries Business Tax<sup>7</sup>

### Supporting Services & Businesses

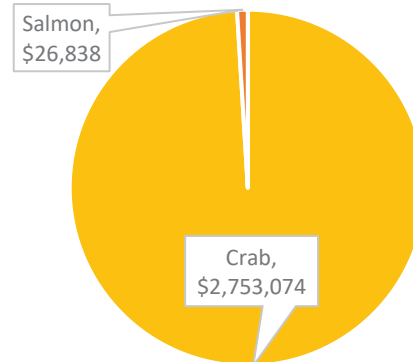
Welding	Hydraulics	Restaurants
Groceries	Electricians	Hotels
Fuel Docks	Medical Care	

*Virtually every business in the community benefits from commercial fishing dollars*

### 2023 Volume Landed (Lbs)<sup>5</sup>



### 2023 Exvessel Value (US Dollars)<sup>5</sup>



*Most Alaskan commercial fishing operations are small, family-owned & operated businesses.  
Every fishing boat and processing plant represents investment, employment, and income in the community.*

***We appreciate your support for our businesses, communities, and families!***

<sup>1</sup> Source Alaska Department of Labor and Workforce Development: [Alaska Population Estimates](https://www.adfg.alaska.gov/index.cfm?adfg=fishlicense.holders)

<sup>2</sup> Source Alaska Commercial Fishery Entry Commission (CFEC) 2023 data: [https://www.cfec.state.ak.us/gpbycen/mnu\\_down.htm](https://www.cfec.state.ak.us/gpbycen/mnu_down.htm)

<sup>3</sup> Source CFEC 2023 database: <https://www.cfec.state.ak.us/plook/#downloads>

<sup>4</sup> Source AK Department of Labor at: <https://live.laborstats.alaska.gov/seafood-processing/workforce-by-borough-or-census-area>

<sup>5</sup> Source Alaska Department of Fish and Game 2023 Exvessel Value by Area and Species, report requested by UFA

<sup>6</sup> Source Alaska Department of Fish and Game processor license data: <https://www.adfg.alaska.gov/index.cfm?adfg=fishlicense.holders>

<sup>7</sup> Source Alaska Department of Revenue 2023 Shared Taxes report at Table 2: <https://tax.alaska.gov/programs/documentviewer/viewer.aspx?1791r>

# Petersburg Borough

## 2023 Seafood Industry Community Profile

### Communities in Borough

Hobart Bay  
Kupreanof  
Petersburg



### United Fishermen of Alaska

PO Box 20229, Juneau AK 99802  
Ph: 907-586-2820 | e-mail: ufa@ufafish.org



House District 2 Senate District A

### Population Facts

**3,367** area population in 2023<sup>1</sup>  
**526** local permits grossed **\$50M**<sup>2</sup> ex-vessel revenue  
**315** vessels homeported in area<sup>3</sup>  
**197** locally owned homeported vessels<sup>3</sup>  
**619** processing workers<sup>4</sup>

### Economic Facts

**\$42M** ex-vessel value landed in 2023<sup>5</sup>  
**67M** pounds of fish landed in 2023<sup>5</sup>  
**\$17.5M** seafood processing wages in 2023<sup>4</sup>  
**\$5.2M** Alaska resident processing wages in 2023<sup>4</sup>  
**12** processing facilities in 2024<sup>6</sup>

### Tax Revenue 2023

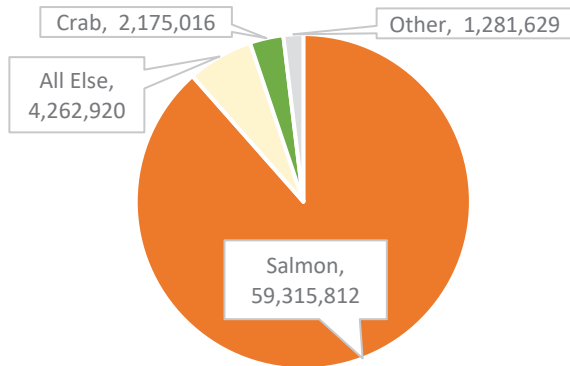
**\$952,271** Shared Fisheries Business Tax<sup>7</sup>

### Supporting Services & Businesses

Welding                      Hydraulics                      Restaurants  
 Groceries                      Electricians                      Hotels  
 Fuel Docks                      Medical Care

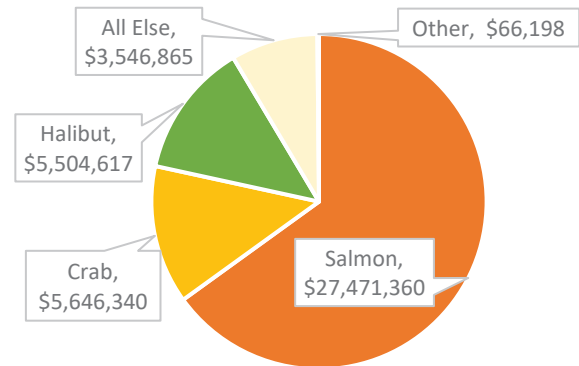
*Virtually every business in the community benefits from commercial fishing dollars*

### 2023 Volume Landed (Lbs)<sup>5</sup>



"All Else" includes: Geoduck, Sea Cucumber, "Other" Halibut, Rockfish, Pacific Cod.

### 2023 Exvessel Value (US Dollars)<sup>5</sup>



"All Else" includes: Geoduck, Sea Cucumber, "Other" includes: Rockfish, Pacific cod.

*Most Alaskan commercial fishing operations are small, family-owned & operated businesses.  
 Every fishing boat and processing plant represents investment, employment, and income in the community.*

***We appreciate your support for our businesses, communities, and families!***

<sup>1</sup> Source Alaska Department of Labor and Workforce Development: [Alaska Population Estimates](https://www.adfg.alaska.gov/index.cfm?adfg=fishlicense.holders)

<sup>2</sup> Source Alaska Commercial Fishery Entry Commission (CFEC) 2023 data: [https://www.cfec.state.ak.us/gpbycen/mnu\\_down.htm](https://www.cfec.state.ak.us/gpbycen/mnu_down.htm)

<sup>3</sup> Source CFEC 2023 database: <https://www.cfec.state.ak.us/plook/#downloads>

<sup>4</sup> Source AK Department of Labor at: <https://live.laborstats.alaska.gov/seafood-processing/workforce-by-borough-or-census-area>

<sup>5</sup> Source Alaska Department of Fish and Game 2023 Exvessel Value by Area and Species, report requested by UFA

<sup>6</sup> Source Alaska Department of Fish and Game processor license data: <https://www.adfg.alaska.gov/index.cfm?adfg=fishlicense.holders>

<sup>7</sup> Source Alaska Department of Revenue 2023 Shared Taxes report at Table 2: <https://tax.alaska.gov/programs/documentviewer/viewer.aspx?1791r>

# Prince of Wales-Hyder Census Area

## 2023 Seafood Industry Community Profile

### Communities in Area

Coffman Cove	Kake	Point Baker
Craig	Kasaan	Port Alexander
Edna Bay	Klawock	Port Protection
Hollis	Metlakatla	Thorne Bay
Hydaburg	Meyers Chuck	Whale Pass
Hyder	Naukat Bay	



### United Fishermen of Alaska

PO Box 20229, Juneau AK 99802  
Ph: 907-586-2820 | e-mail: ufa@ufafish.org



### House District 1 Senate District A

#### Population Facts

**5,784** area population in 2023<sup>1</sup>  
**285** local permits grossed **\$18.4M**<sup>2</sup> ex-vessel revenue  
**312** vessels homeported in area<sup>3</sup>  
**236** locally owned homeported vessels<sup>3</sup>  
**271** processing workers<sup>4</sup>

#### Economic Facts

**\$16.8M** ex-vessel value landed in 2023<sup>5</sup>  
**28.3M** pounds of fish landed in 2023<sup>5</sup>  
**\$4.8M** seafood processing wages in 2023<sup>4</sup>  
**\$498K** Alaska resident processing wages in 2023<sup>4</sup>  
**10** processing facilities in 2024<sup>6</sup>

#### Tax Revenue 2023

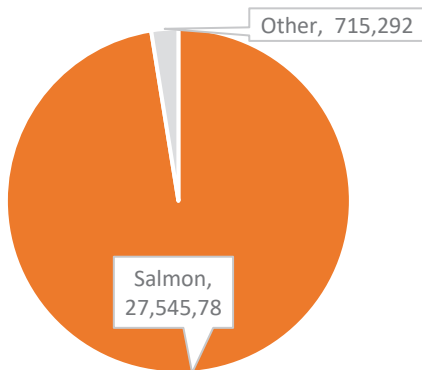
**\$350,321** Shared Fisheries Business Tax<sup>7</sup>

#### Supporting Services & Businesses

Welding	Hydraulics	Restaurants
Groceries	Electricians	Hotels
Fuel Docks	Medical Care	

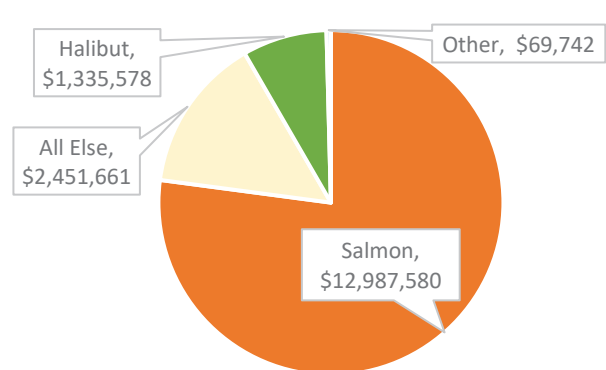
*Virtually every business in the community benefits from commercial fishing dollars*

#### 2023 Volume Landed (Lbs)<sup>5</sup>



"Other" includes: Geoduck, Sea Cucumber, Herring, Halibut, Rockfish, Sablefish.

#### 2023 Exvessel Value (US Dollars)<sup>5</sup>



"All Else" includes: Geoduck, Sea Cucumber. "Other" includes: Sablefish, Rockfish.

*Most Alaskan commercial fishing operations are small, family-owned & operated businesses.*

*Every fishing boat and processing plant represents investment, employment, and income in the community.*

***We appreciate your support for our businesses, communities, and families!***

<sup>1</sup> Source Alaska Department of Labor and Workforce Development: [Alaska Population Estimates](https://www.alaska.gov/labor/)

<sup>2</sup> Source Alaska Commercial Fishery Entry Commission (CFEC) 2023 data: [https://www.cfec.state.ak.us/gpbycen/mnu\\_down.htm](https://www.cfec.state.ak.us/gpbycen/mnu_down.htm)

<sup>3</sup> Source CFEC 2023 database: <https://www.cfec.state.ak.us/plook/#downloads>

<sup>4</sup> Source AK Department of Labor at: <https://live.laborstats.alaska.gov/seafood-processing/workforce-by-borough-or-census-area>

<sup>5</sup> Source Alaska Department of Fish and Game 2023 Exvessel Value by Area and Species, report requested by UFA

<sup>6</sup> Source Alaska Department of Fish and Game processor license data: <https://www.adfg.alaska.gov/index.cfm?adfg=fishlicense.holders>

<sup>7</sup> Source Alaska Department of Revenue 2023 Shared Taxes report at Table 2: <https://tax.alaska.gov/programs/documentviewer/viewer.aspx?1791r>

# Sitka City and Borough

## 2023 Seafood Industry Community Profile

### Communities in Borough

Sitka



### United Fishermen of Alaska

PO Box 20229, Juneau AK 99802  
Ph: 907-586-2820 | e-mail: ufa@ufafish.org



House District 2 Senate District A

**Sitka ranked #15 U.S. port for volume and #10 for value of 2022 commercial landings<sup>1</sup>**

#### Population Facts

**8,231** area population in 2023<sup>2</sup>  
**608** local permits grossed **\$52.6M**<sup>3</sup> ex-vessel revenue  
**548** vessels homeported in area<sup>4</sup>  
**420** locally owned homeported vessels<sup>4</sup>  
**1,150** processing workers<sup>5</sup>

#### Economic Facts

**\$75.5M** ex-vessel value landed in 2023<sup>6</sup>  
**96.6M** pounds of fish landed in 2023<sup>6</sup>  
**\$32.6M** seafood processing wages in 2023<sup>5</sup>  
**\$9.4M** Alaska resident processing wages in 2023<sup>5</sup>  
**10** processing facilities in 2024<sup>7</sup>

#### Tax Revenue 2023

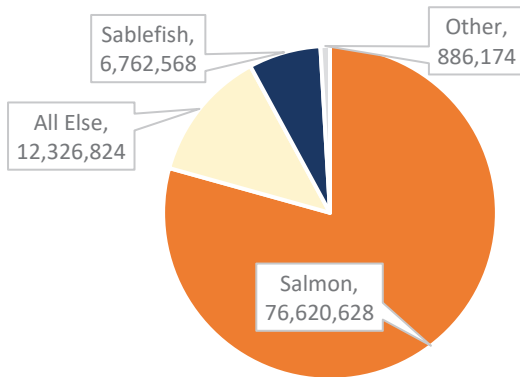
**\$1,425,961** Shared Fisheries Business Tax<sup>8</sup>  
**\$148,530** Borough Raw Fish Tax revenue<sup>9</sup>

#### Supporting Services & Businesses

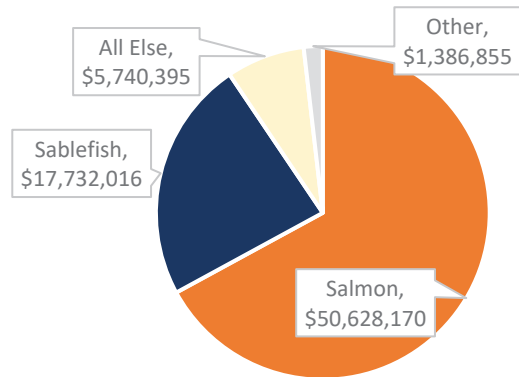
Welding                      Hydraulics                      Restaurants  
Groceries                      Electricians                      Hotels  
Fuel Docks                      Medical Care

***Virtually every business in the community benefits from commercial fishing dollars***

#### 2023 Volume Landed (Lbs)<sup>6</sup>



#### 2023 Exvessel Value (US Dollars)<sup>6</sup>



<sup>6</sup> "All Else" includes: Geoduck, Herring, Sea Cucumber. "Other" includes Crab, Rockfish.

<sup>6</sup> "All Else" includes: Geoduck, Herring, Sea Cucumber. "Other" includes Crab, Rockfish.

*Most Alaskan commercial fishing operations are small, family-owned & operated businesses.  
Every fishing boat and processing plant represents investment, employment, and income in the community.*

***We appreciate your support for our businesses, communities, and families!***

<sup>1</sup> Source Most recent National Marine Fisheries Service Fisheries of U.S. 2022 at <https://www.fisheries.noaa.gov/foss>

<sup>2</sup> Source Alaska Department of Labor and Workforce Development: [Alaska Population Estimates](https://www.adfg.alaska.gov/index.cfm?adfg=fishlicense.holders)

<sup>3</sup> Source Alaska Commercial Fishery Entry Commission (CFEC) 2023 data: [https://www.cfec.state.ak.us/gpbycen/mnu\\_down.htm](https://www.cfec.state.ak.us/gpbycen/mnu_down.htm)

<sup>4</sup> Source CFEC 2023 database: <https://www.cfec.state.ak.us/plook/#downloads>

<sup>5</sup> Source AK Department of Labor at: <https://live.laborstats.alaska.gov/seafood-processing/workforce-by-borough-or-census-area>

<sup>6</sup> Source Alaska Department of Fish and Game 2023 Exvessel Value by Area and Species, report requested by UFA

<sup>7</sup> Source Alaska Department of Fish and Game processor license data: <https://www.adfg.alaska.gov/index.cfm?adfg=fishlicense.holders>

<sup>8</sup> Source Alaska Department of Revenue 2023 Shared Taxes report at Table 2: <https://tax.alaska.gov/programs/documentviewer/viewer.aspx?1791r>

<sup>9</sup> Source Alaska Taxable 2023, at <https://www.commerce.alaska.gov/dcra/admin/Taxable>



# City and Borough of Wrangell

## 2023 Seafood Industry Community Profile

### Communities in Borough

St. John Harbor  
Thoms Place  
Wrangell  
Meyers Chuck



### United Fishermen of Alaska

PO Box 20229, Juneau AK 99802  
Ph: 907-586-2820 | e-mail: ufa@ufafish.org



House District 1 Senate District A

### Population Facts

**2,039** area population in 2023<sup>1</sup>  
**220** local permits grossed **\$9.7M**<sup>2</sup> ex-vessel revenue  
**196** vessels homeported in area<sup>3</sup>  
**144** locally owned homeported vessels<sup>3</sup>  
**69** processing workers<sup>4</sup>

### Economic Facts

**\$10.1M** ex-vessel value landed in 2023<sup>5</sup>  
**16.7M** pounds of fish landed in 2023<sup>5</sup>  
**\$1.5M** seafood processing wages in 2023<sup>4</sup>  
**\$969K** Alaska resident processing wages in 2023<sup>4</sup>  
**4** processing facilities in 2024<sup>6</sup>

### Tax Revenue 2023

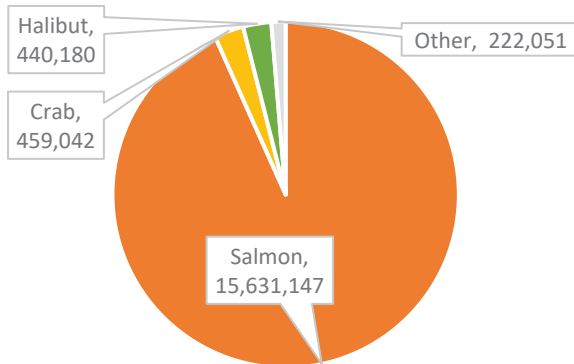
**\$54,023** Shared Fisheries Business Tax<sup>7</sup>

### Supporting Services & Businesses

Welding      Hydraulics      Restaurants  
Groceries      Electricians      Hotels  
Fuel Docks      Medical Care

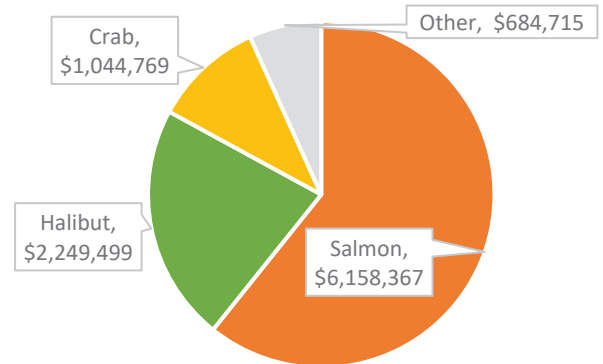
*Virtually every business in the community benefits from commercial fishing dollars*

### 2023 Volume Landed (Lbs)<sup>6</sup>



"Other" includes: Geoduck, Sea Cucumber, Rockfish

### 2023 Exvessel Value (US Dollars)<sup>6</sup>



"Other" includes: Geoduck, Sea Cucumber, Rockfish

*Most Alaskan commercial fishing operations are small, family-owned & operated businesses.  
Every fishing boat and processing plant represents investment, employment, and income in the community.*

***We appreciate your support for our businesses, communities, and families!***

<sup>1</sup> Source Alaska Department of Labor and Workforce Development: [Alaska Population Estimates](https://www.alaska.gov/labor/)

<sup>2</sup> Source Alaska Commercial Fishery Entry Commission (CFEC) 2023 data: [https://www.cfec.state.ak.us/gpbycen/mnu\\_down.htm](https://www.cfec.state.ak.us/gpbycen/mnu_down.htm)

<sup>3</sup> Source CFEC 2023 database: <https://www.cfec.state.ak.us/plook/#downloads>

<sup>4</sup> Source AK Department of Labor at: <https://live.laborstats.alaska.gov/seafood-processing/workforce-by-borough-or-census-area>

<sup>5</sup> Source Alaska Department of Fish and Game 2023 Exvessel Value by Area and Species, report requested by UFA

<sup>6</sup> Source Alaska Department of Fish and Game processor license data: <https://www.adfg.alaska.gov/index.cfm?adfg=fishlicense.holders>

<sup>7</sup> Source Alaska Department of Revenue 2023 Shared Taxes report at Table 2: <https://tax.alaska.gov/programs/documentviewer/viewer.aspx?1791r>



## Commercial Fisheries Entry Commission (CFEC) Permit Holder Data

<b>Area Description</b>	<b>Number of.....</b>		
	<b>Permits Fished</b>	<b>Permit Holders</b>	<b>Fishermen who Fished</b>
Aleutians East Borough	240	153	123
Aleutians West Census Area	38	45	28
Anchorage Municipality	411	728	358
Bethel Census Area	26	845	26
Bristol Bay Borough	98	119	95
Chugach Census Area	425	381	308
Copper River Census Area	10	18	10
Denali Borough	2	4	2
Dillingham Census Area	328	564	331
Fairbanks North Star Borough	29	112	29
Haines Borough	109	100	78
Hoonah-Angoon Census Area	117	162	81
Juneau City And Borough	287	340	199
Kenai Peninsula Borough	1217	1392	830
Ketchikan Gateway Borough	282	326	188
Kodiak Island Borough	554	519	360
Kusilvak Census Area	1	587	1
Lake And Peninsula Borough	69	106	64
Matanuska-Susitna Borough	242	346	209
Nome Census Area	131	278	110
North Slope Borough	0	6	0
Northwest Arctic Borough	55	139	54
Petersburg Borough	526	417	284
Prince Of Wales-Hyder Census Area	285	304	192
Sitka City And Borough	608	495	352
Skagway Municipality	4	5	4
Southeast Fairbanks Census Area	51	33	24
Wrangell City And Borough	220	190	127
Wrangell City And Borough	6	9	6
Yakutat City And Borough	119	149	90
Yukon-Koyukuk Census Area	6	76	4
<i>Residents of Alaska</i>	<i>6488</i>	<i>8948</i>	<i>4567</i>
<i>Residents of California</i>	<i>157</i>	<i>198</i>	<i>142</i>
<i>Residents of Oregon</i>	<i>295</i>	<i>363</i>	<i>258</i>
<i>Residents of Other States &amp; Countries</i>	<i>792</i>	<i>1015</i>	<i>690</i>
<i>Residents of Washington</i>	<i>1409</i>	<i>1695</i>	<i>1193</i>